

PLAINFIELD CHARTER SCHOOL FACTS

ENROLLMENT

5 CHARTER SCHOOLS



Students Served **1,910**

Waitlist Students **517**

- ★ **College Achieve Central Charter School's** (K-9) mission is to prepare students to excel and graduate from the top colleges and universities in the nation.
- ★ **Cresthaven Academy Charter School's** (K-1) mission is to provide a comprehensive, high-quality education that develops the whole child through academic excellence, physical wellness, emotional health, and character enrichment.
- ★ **The Barack Obama Green Charter High School's** (9-12) mission is to prepare students to become informed, engaged and independent critical thinkers and to inspire leaders for sustainable development with a focus on our environment.
- ★ **The Queen City Academy Charter School's** (K-8) mission is to provide a nurturing and cooperative learning community where each student can achieve his/her maximum academic, creative and physical potential.
- ★ **Union County TEAMS (Technology, Engineering, Architecture, Mathematics and Science) Charter School** (K-12) is a small learning community where all students achieve high academic standards by using the built environment as a learning laboratory. Students gain the tools and confidence necessary for successful post-secondary education, entrepreneurship, and the world of work.

IN THE 2017-18 SCHOOL YEAR...

19%

of public school students are attending Plainfield charter schools.

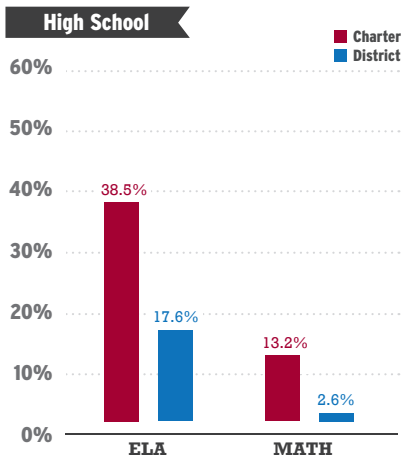
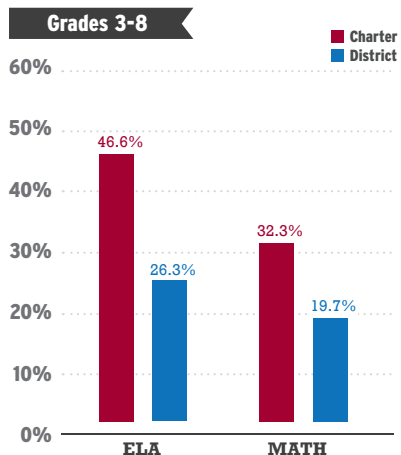
82%

On average, charter schools in Plainfield receive 82% of per pupil funding compared to Plainfield district schools.

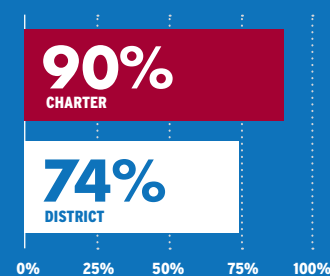
PERFORMANCE

PLAINFIELD CHARTER SCHOOLS CONTINUE TO OUTPERFORM TRADITIONAL DISTRICT SCHOOLS

2016-17 Overall Student Achievement (Proficiency Rates)



GRADUATION RATE*



Plainfield charter high schools are graduating 90% of students within 4 years compared to 74% in Plainfield district schools.

*2017 graduation rate

KEY DEMOGRAPHICS

- 37%** Black
- 62%** Hispanic
- 71%** Economically Disadvantaged
- 9%** Students with Disabilities
- 13%** English Language Learners

CHARTER SCHOOLS BY GRADES SERVED

- 1** Elementary School
- 1** K-8 Schools
- 2** K-12 School
- 1** High School

